

BEL AIR® 6042 ADA



DIMENSIONS

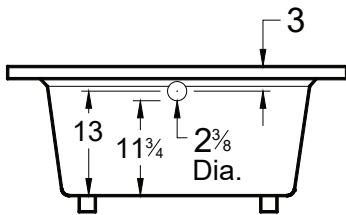
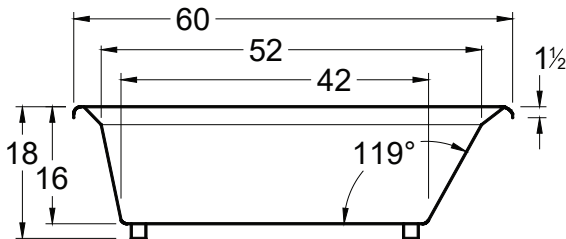
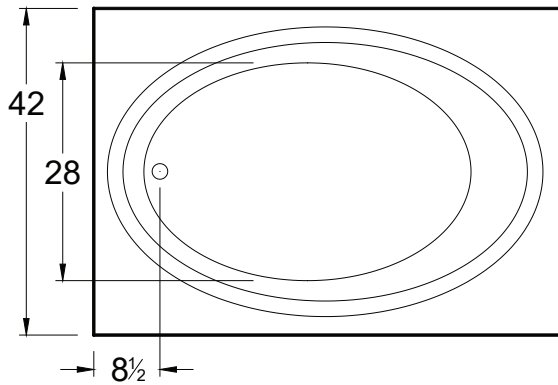
60" x 42" x 18" (1524 x 1067 x 457 mm)
Whirlpool Operating Gallons = 35 (Liters = 132)
Gallon to Overflow = 55 (Liters = 208)

MATERIAL

Acrylic (All Americh Standard Colors)

TUB FLOOR

Textured



UNDERMOUNT: Yes

- Advise Americh when ordering to ensure there are no issues with deck mounted controls.
- Always take dimensions directly from the unit.

CODES & COMPLIANCE

Americh products meet or exceed the following standards:

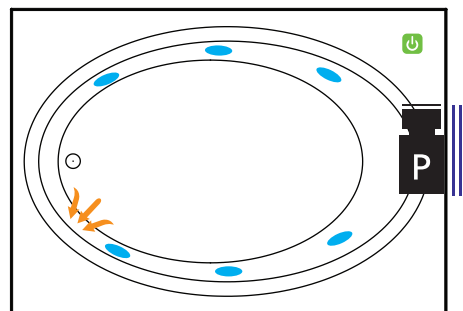
- Underwriters Laboratories (UL)
- Underwriters Laboratories - Canada (cUL)
- Canadian Standards Association - (CSA)
- ANSI Z124.1 • ANSI A112-19.7
- ANSI A112.19.8

Contact Americh for additional approvals.

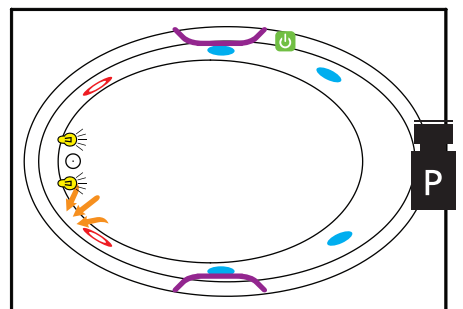
STANDARD EQUIPMENT

- Adjustable Feet

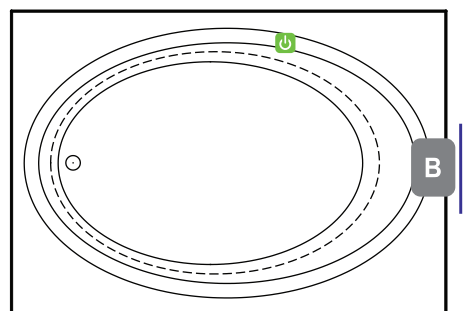
BATHING SYSTEMS



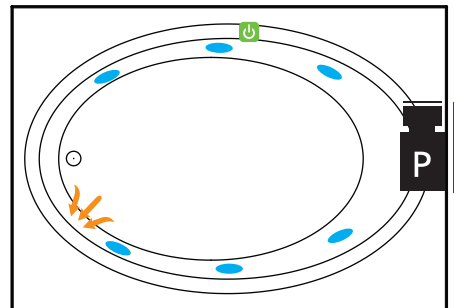
Builder Series



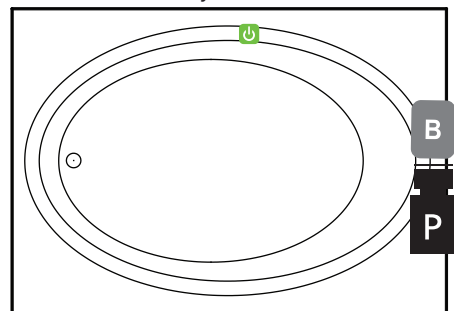
Platinum Series



Airbath System II



Luxury Series



Combination
(pump and blower location only)

LEGEND



Pump



Blower



Jet



Rotary Jet



Suction



Light



ON/OFF Control



Grab Bar



Access Panel
(Minimum 16" X 20")

OPTIONAL ACCESSORIES

- Apron
Factory installed aprons may increase the overall height of the tub when ordered with certain accessories (ie. Linear Drain).
- Chromotherapy*
- Grab Bars: 9" *- 14" - 16"
- High Density Insulation*
- iBath Sound System
- Inline Heater (whirlpool only)
- Jets: Additional or Rotary*
- Lo Profile Tub Edge
- Ozone System (whirlpool and/or Airbath only)
- Pillows: 12" * - Angle
- Remote Control Upgrade (select series only)
- Syllent Pump with Heated Air*
- Thermal Comfort System (TCS Cannot be used with VSM)
- Tile Flange Kit
- Trim Kit Upgrade*
- Vibro Sonic Massage (VSM cannot be used with TCS)
- Waste & Overflows Upgrades
 - Cable Drive Waste & Overflow*
 - PVC Waste & Overflow+

INSTALLATION TIPS

- Install according to Owner's Manual and local codes. Always consult your local plumber for recommendations.
- Certain options or altering the pump/blower location may cause the pump/blower to extend beyond the tub decking.
- Airbath III units may be 1 ½" – 2 ½" taller than stated. Hot water supply should be 65-75% of the tub capacity or greater.
- Cut Dimensions: 58"x40" It is recommended to wait for unit to arrive before cutting.
- All specifications are subject to change without notice.
- The combination of multiple systems and options may require components to stick out and/or be remotely installed in the field.

ELECTRICAL REQUIREMENTS

Americh recommends one 20 amp ground fault circuit interrupter (GFCI) for each power supply provided with the bathtub.

(* Standard on Platinum Series (+) Standard on Luxury Series

Some functioning Optional Accessories may not be compatible when combining components, please contact Americh to confirm compatibility

Last Update 04/1/19

Always check the website for the most updated specifications: Americh.com