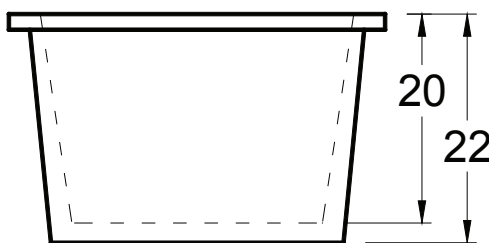
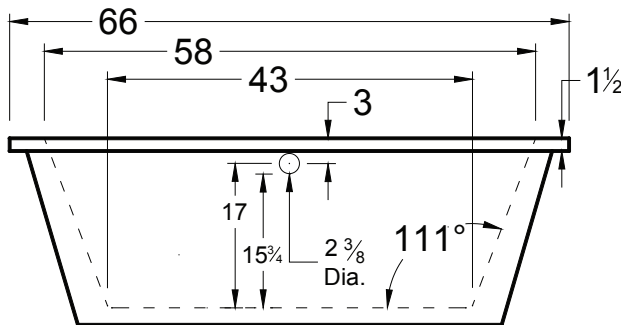
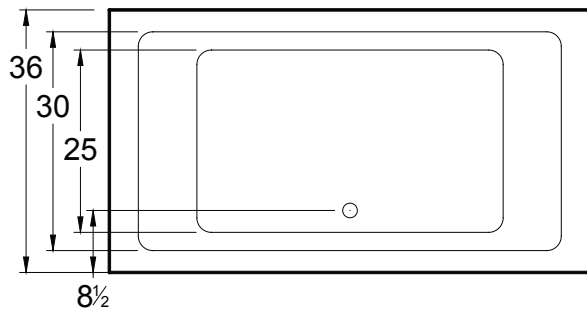


AMERICH®

DESTIN™ 6636



DIMENSIONS

66" x 36" x 22" (1676 x 914 x 559 mm)
Gallon to Overflow = 90 (Liters = 341)

MATERIAL

Acrylic

TUB FLOOR

Non-Textured

UNDERMOUNT:

This tub is not designed for undermount installation.

APPROVALS & COMPLIANCE



Americh products meet or exceed the following standards:

- Underwriters Laboratories (UL)
- Underwriters Laboratories - Canada (cUL)
- ANSI Z124.1 • ANSI A112-19.7
- ANSI A112.19.8

Contact Americh for additional approvals.

★ Made in the USA

All bathtub dimensions are ± 1/2"

Last Update 1/20/21

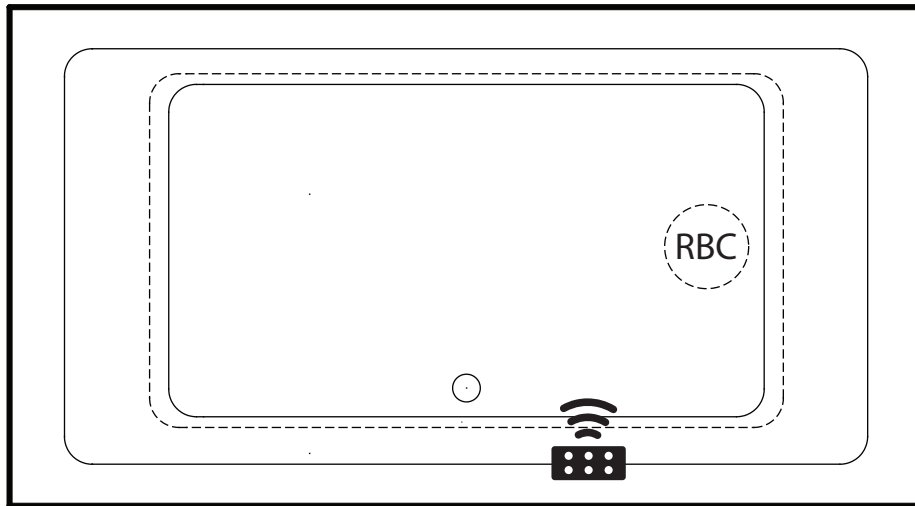
Always check our website for the most updated specifications: Americh.com



Remote Blower Connection



REMOTE CONTROL
(With INVISIBLE MAGNETIC HOLDER)



Airbath System II

Blower must be remotely located
(Diagram is required for custom blower connection)

STANDARD EQUIPMENT

- Americh Remote Control (with AirBath System only)
- Integral Waste & Overflow

OPTIONAL ACCESSORIES

- Dual Color (Premium Color Upcharge)
- Linear Waste & Overflow
- Lo Profile Tub Edge
- Pillows: 12" - Angle

INSTALLATION TIPS

- Install according to Owner's Manual and local codes.
- Always consult your local plumber for recommendations as installations will vary.
- The bath must be secured to the floor by applying a bead of silicone around the base.
- Installation must be carried out according to the manufacturer instructions.
- Hot water supply should be 65-75% of tub capacity or greater.

ELECTRICAL REQUIREMENTS

Americh recommends one 20 amp ground fault circuit interrupter (GFCI) for each power supply provided with the bathtub.